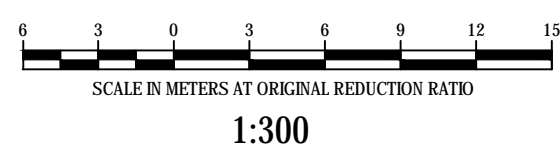
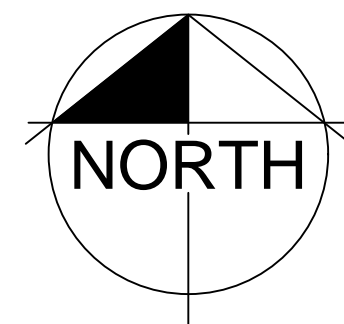


- LEGEND**
- House Connection
 - Sewer Line
 - Lot Boundary
 - Stage Boundary
 - Manhole / Maintenance Structure

- ABBREVIATIONS**
- CL Class
 - Mat Material
 - DSIL Down stream invert level
 - USIL Up stream invert level
 - SL Surface level
 - L Length of pipe from Manhole to Mahole
 - SL Surveyed Surface Level (at House Connection)
 - L House Connection Length (Horizontal Length)
 - IL Invert Level of House Connection
 - OS Offset of house Connection IL from line
 - IDIST Distance along pipe from inspection opening to Downstream IL



BUILDERS ISSUE



PROJECT Providence, Ripley	
LEVEL DATUM AHD	SCALE 1:300 @ A1
ORIGIN OPM60301 RL 44.315 Barrams Rd Sth Ripley	Date: JULY 2017 Surveyed: RPS Comp by: RPS
FB : FLD	LB : DWG. 116052 s31 Sewer

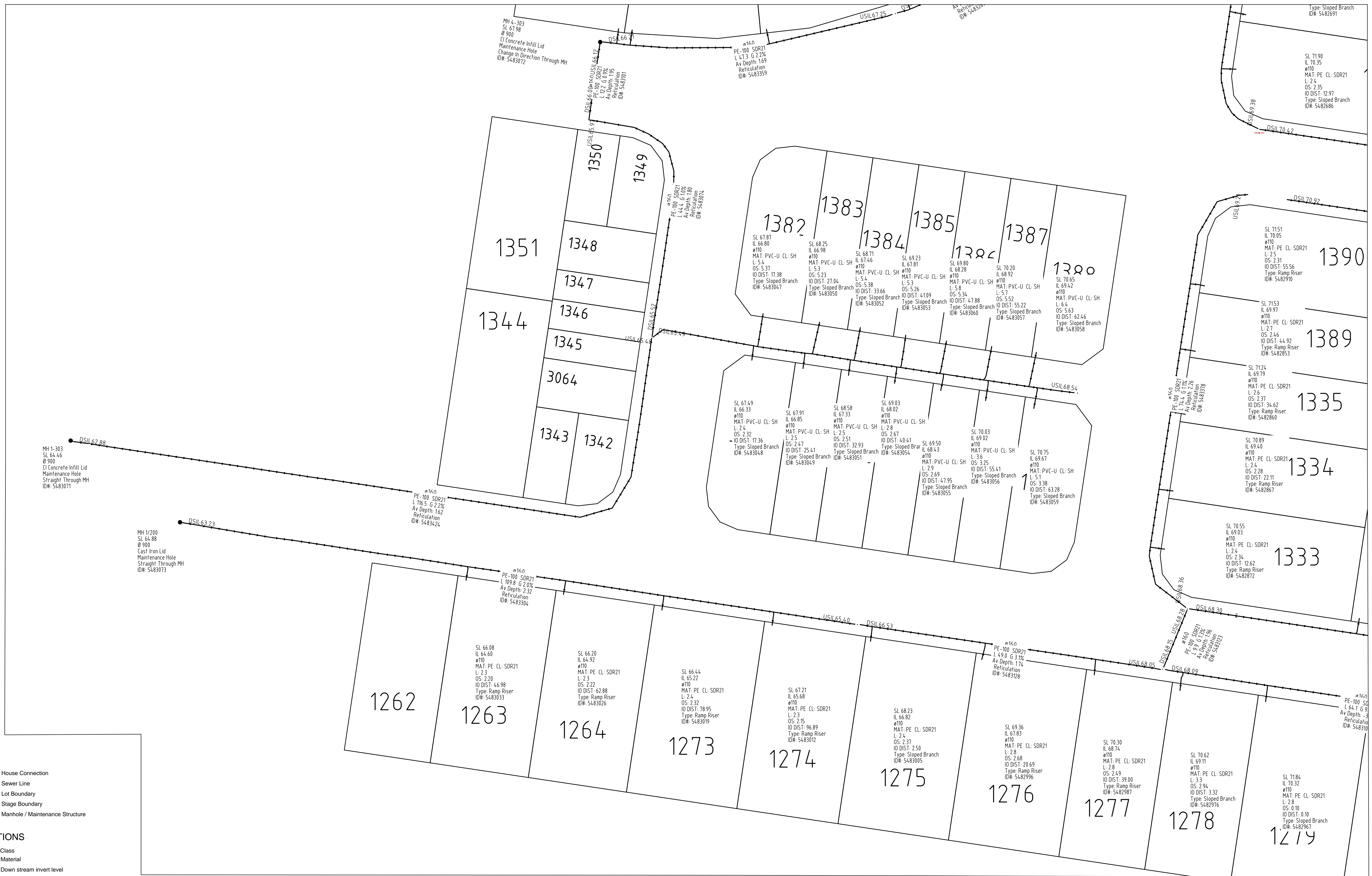
CLIENT AMEX CORP, PTY LTD	
AS CONSTRUCTED SEWER RETICULATION MAIN STAGE 31 - Sheet 1	
Parish	Job Ref 116052
Local Authority IPSWICH CITY COUNCIL	

RPS

©COPYRIGHT PROTECTS THIS PLAN. Unauthorised reproduction or amendment not permitted. Please contact the author.

RPS Australia East Pty Ltd
ACN 140 292 762
ABN 44 140 292 762
180 Brisbane Street
PO Box 341
Ipswich QLD 4305
T +61 7 3437 2000
F +61 7 3434 2099
W rpsgroup.com.au

Reference **116052-194** Rev

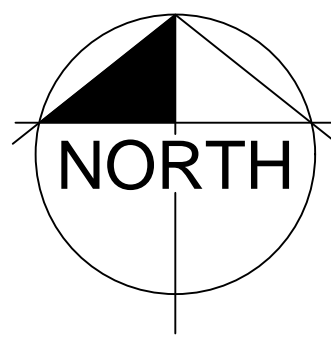


- LEGEND**
- House Connection
 - Sewer Line
 - Lot Boundary
 - Stage Boundary
 - Manhole / Maintenance Structure

- ABBREVIATIONS**
- CL Class
 - Mat Material
 - DSIL Down stream invert level
 - USIL Up stream invert level
 - SL Surface level
 - L Length of pipe from Manhole to Mahole
 - SL Surveyed Surface Level (at House Connection)
 - L House Connection Length (Horizontal Length)
 - IL Invert Level of House Connection
 - OS Offset of house Connection IL from line
 - IO DIST Distance along pipe from inspection opening to Downstream IL



BUILDERS ISSUE



PROJECT Providence, Ripley	
LEVEL DATUM AHD	SCALE 1:300 @ A1
ORIGIN OPM60301 RL 44.315 Barrams Rd Sth Ripley	Date. JULY 2017 Surveyed. RPS Comp. by. RPS
FB : FLD	LB : DWG. 116052 s31 Sewer

CLIENT AMEX CORP, PTY LTD	
AS CONSTRUCTED SEWER RETICULATION MAIN STAGE 31 - Sheet 2	
Parish	Job Ref 116052
Local Authority IPSWICH CITY COUNCIL	

RPS
RPS Australia East Pty Ltd
ACN 140 292 762
ABN 44 140 292 762
180 Brisbane Street
PO Box 341
Ipswich QLD 4305
T +61 7 3437 2000
F +61 7 3434 2099
W rpsgroup.com.au

Reference 116052-194	Rev
--------------------------------	------------

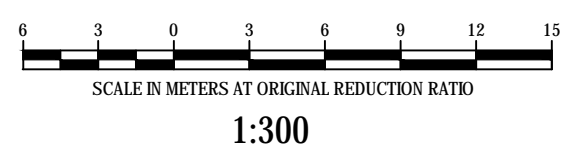


LEGEND

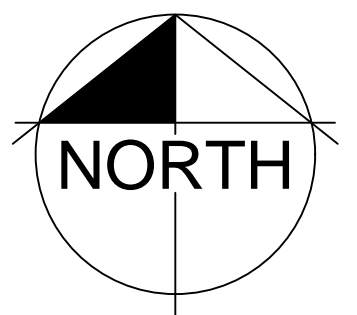
- House Connection
- Sewer Line
- Lot Boundary
- Stage Boundary
- Manhole / Maintenance Structure

ABBREVIATIONS

- CL Class
- Mat Material
- DSIL Down stream invert level
- USIL Up stream invert level
- SL Surface level
- L Length of pipe from Manhole to Mahole
- SL Surveyed Surface Level (at House Connection)
- L House Connection Length (Horizontal Length)
- IL Invert Level of House Connection
- OS Offset of house Connection IL from line
- IDIST Distance along pipe from inspection opening to Downstream IL



BUILDERS ISSUE



PROJECT Providence, Ripley	
LEVEL DATUM AHD	SCALE 1:300 @ A1
ORIGIN OPM60301 RL 44.315 Barrams Rd Sth Ripley	Date: JULY 2017 Surveyed: RPS Comp by: RPS
FB : FLD	DWG. 116052 s31 Sewer

CLIENT AMEX CORP, PTY LTD	
AS CONSTRUCTED SEWER RETICULATION MAIN STAGE 31 - Sheet 3	
Parish	Job Ref 116052
Local Authority IPSWICH CITY COUNCIL	

RPS

© COPYRIGHT PROTECTS THIS PLAN. Unauthorised reproduction or amendment not permitted. Please contact the author.

RPS Australia East Pty Ltd
ACN 140 292 762
ABN 44 140 292 762
180 Brisbane Street
PO Box 341
Ipswich QLD 4305
T +61 7 3437 2000
F +61 7 3434 2099
W rpsgroup.com.au

Reference
116052-194

Rev