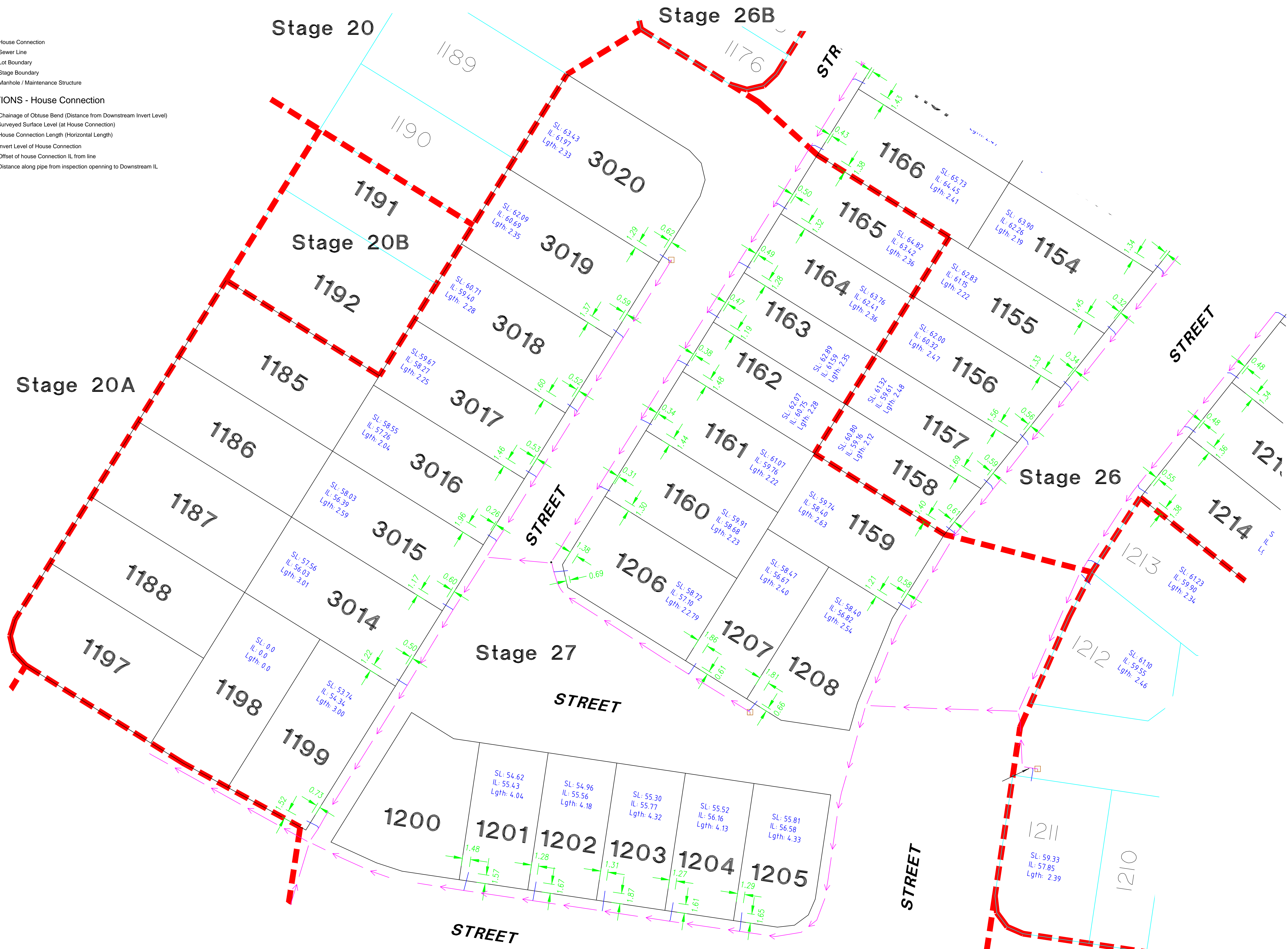


LEGEND

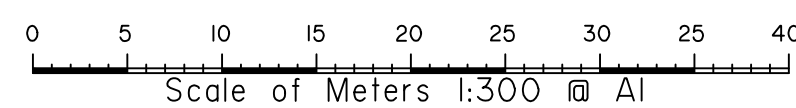
- House Connection
- Sewer Line
- Lot Boundary
- Stage Boundary
- Manhole / Maintenance Structure

ABBREVIATIONS - House Connection

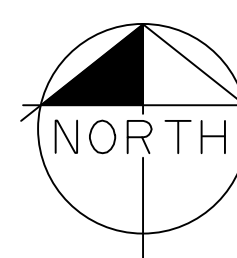
- CH Chainage of Obtuse Bend (Distance from Downstream Invert Level)
- SL Surveyed Surface Level (at House Connection)
- LGTH House Connection Length (Horizontal Length)
- IL Invert Level of House Connection
- OS Offset of house Connection IL from line
- IO Distance along pipe from inspection opening to Downstream IL



Issue	Description	Date
Original	Original Builders issue	31/01/2017



BUILDERS ISSUE



PROJECT <i>Providence, Ripley</i>	
LEVEL DATUM AHD	SCALE 1:300 @ A1
ORIGIN OPM60301 RL 44-315 Barrams Rd Sth Ripley	Date JANUARY 2017
Comp by BR	Surveyed RPS
FB : TSC3 LB :	DWG I16052 Sewer House

CLIENT AMEX CORP. PTY LTD	
AS CONSTRUCTED SEWER HOUSE CONNECTIONS STAGE 27	
Parish	Job Ref
Local Authority IPSWICH CITY COUNCIL	I16052-



© COPYRIGHT PROTECTS THIS PLAN
Unauthorized reproduction or amendment
not permitted. Please contact the author.

RPS Australia East Pty Ltd
ACN 140 292 762
ABN 44 140 292 762
180 Brisbane Street
PO Box 341
Ipswich QLD 4305
T +61 7 3437 2000
F +61 7 3434 2099
W rpsgroup.com.au

Reference 116052-	Rev
-----------------------------	-----